



# Institutional Report

Total Response Count

1,904

## Survey Responses by Campus

Campus	Count	Percent
Kamloops	1,839	97%
Williams Lake	65	3%

## Survey Responses by Division

Division	Count	Percent
Faculty of Adventure, Culinary Arts and Tourism	14	1%
Faculty of Arts	306	16%
Faculty of Education and Social Work	465	24%
Faculty of Science	231	12%
Faculty of Student Development	19	1%
School of Business and Economics	755	40%
School of Nursing	114	6%

### Survey Responses by Department

Department	Count	Percent
Accounting & Finance	275	14%
Agricultural Related	30	2%
Career & Experiential Learning	19	1%
Computing Science	98	5%
EC, Elementary & Physical Ed	304	16%
Economics	177	9%
English & Modern Languages	73	4%
English as Second or Add Lang	110	6%
Geography & Environmental Studies	42	2%
Health Care Assistant	80	4%
Human Enterprise & Innovation	113	6%
Journalism, Comm & New Media	63	3%
Management, International Business, Information and Supply Chain	121	6%
Marketing	69	4%
Mathematics and Statistics	90	5%
Natural Resource Sciences	9	0%
Nursing	34	2%
Philosophy, History & Politics	25	1%
Physical Sciences	4	0%
Psychology	21	1%
Social Work and Human Service	28	1%
Sociology and Anthropology	38	2%
Tourism Management	14	1%
University & Employment Prep	23	1%
Visual and Performing Arts	44	2%

### Survey Responses by Course Level

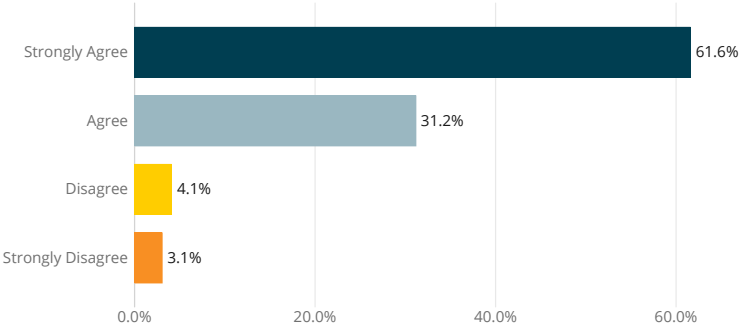
Course Level	Count	Percent
1000	477	25%
2000	490	26%
3000	305	16%
4000	164	9%
5000	273	14%
6000	132	7%
Preparatory	63	3%

## Part A. Senate Questions

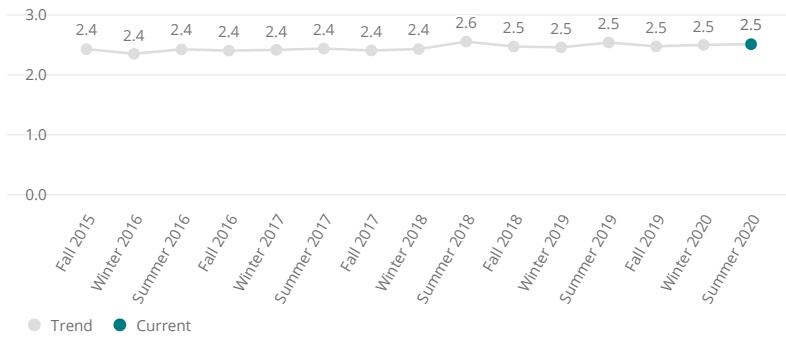
Administered to all courses.

0 = Strongly Disagree, 1 = Disagree, 2 = Agree, 3 = Strongly Agree

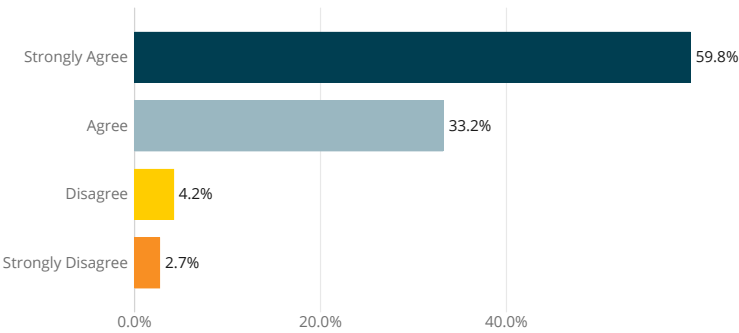
A1. The course was a valuable learning experience for me. 1,787 Responses



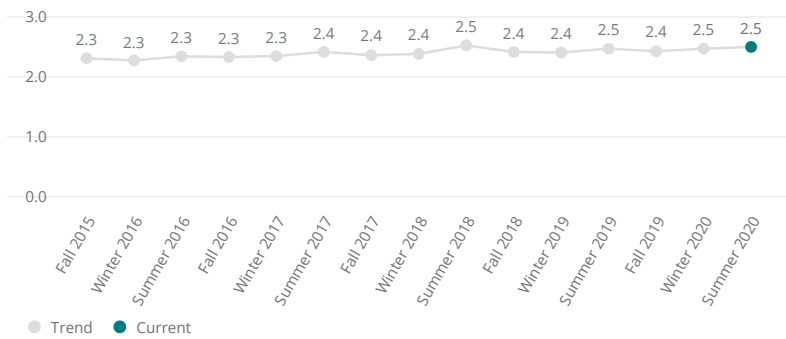
A1. Overall Score by Course Term



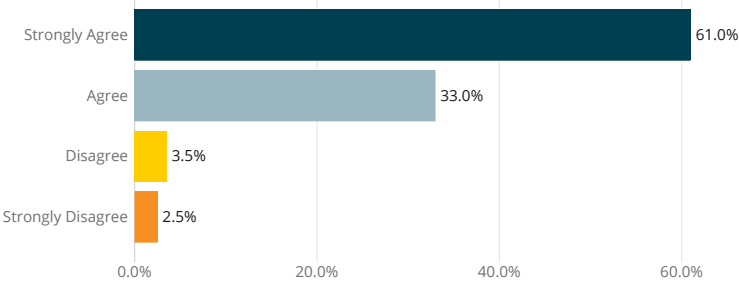
A2. The course challenged me to do my best work. 1,784 Responses



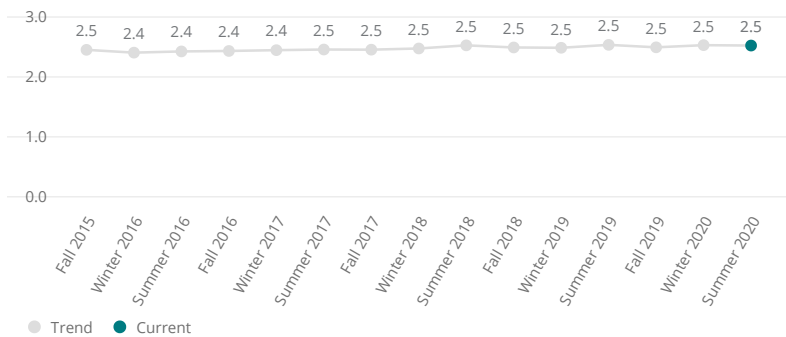
A2. Overall Score by Course Term



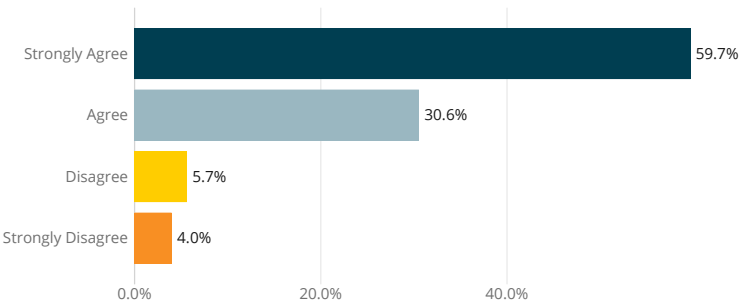
A3. I think the course content reflected the learning outcomes, as stated in the course outline. 1,786 Responses



A3. Overall Score by Course Term



A4. The course experience increased my appreciation for the subject matter. 1,785 Responses



A4. Overall Score by Course Term

